




Why	To maintain effectiveness of the Prince Castle MCD DCFT	
Time required	5 minutes to prepare	5 minutes to complete
Time of day	After Close	For 24-hour restaurants: during low-volume times
Hazard icons	 Chemicals	 Hot Surfaces

Tools and supplies

					
Clean, sanitizer-soaked towels	Bucket, soiled towels	Heat-resistant Gloves	Approved Detergent solution	McDonald's DR Concentrated Disinfectant Cleaner	Approved Detergent Solution and Sanitizer Solution

Procedure

- Turn the toaster OFF. After waiting 15 minutes for unit to cool, put on the heat-resistant gloves.
 **Hot Surfaces**
NOTE: Failure to wear gloves while performing this cleaning procedure can result in burns.




- Remove and clean release sheet following Daily PM procedure.



- Remove the in-feed cover by unscrewing top screws by hand and take the in-feed cover to the 3-compartment sink.



- Wash, rinse and sanitize the top in-feed cover at the 3-compartment sink. Wash and sanitize with approved detergent solution and sanitizer solution. Allow to air dry.
 **Chemicals**
Sanitizer solution, Detergent solution or McDonald's DR Concentrated Disinfectant Cleaner



- Reinstall the in-feed cover.



- Re-install release sheet following Daily PM procedure.



Clean DCFT – In-Feed Assemblies (continued)

- 7 Turn the toaster ON.
The toaster is now ready to resume use once it reaches operating temperature.

