

Cleaning The Platens - DAILY

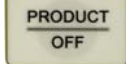
This procedure will detail how to clean the Prince Castle Universal Rapid Toaster.

When: This procedure is to be performed daily

Tools: URT Cleaning Tool

Clean Sanitized Soaked Towels



1. On one of the toasting chambers, press the  button until the display

2. Turn off the unit and disconnect the power to the unit.

3. Put on heat resistant gloves.

4. Fold a clean, sanitized-soaked towel in half and in half again. Wrap the damp, folded towel around the head of the URT tool.

NOTE: Do NOT use anything abrasive because they will scratch the platens, which could cause bun sticking.



5. While wearing heat-resistant gloves, slowly wipe the platens and the compression walls with the clean, sanitizer-soaked towel on the URT Tool to remove build-up. Insert the brush at the chamber's top and wipe the platen using an up and down motion. Be sure to clean each section of the platen and both sides of the club platens.

6. Wipe the release gates and BBLZ with another clean, sanitizer-soaked towel to remove any build-up or crumbs.

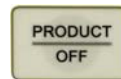

7. Reconnect power to the unit and repeat the cleaning process with the other toasting chamber.

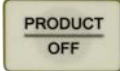
Cleaning The Platens - MONTHLY

This procedure will detail how to clean the Prince Castle Universal Rapid Toaster.

When: This procedure is to be performed at least monthly yet should be conducted more frequently if there is significant build-up

Tools: URT Cleaning Tool
Black NON-SCRATCH PAD
Clean Sanitized Soaked Towels
McD Hi-Temp Grill Cleaner




1. On one of the toasting chambers, press the  button until the display reads, "CLEAN." Wait until the platens reach the appropriate temperature and the display reads, "CLEAN READY" to start cleaning.
2. Turn off the unit and disconnect the power to the unit.
3. Put on heat resistant gloves.

4. Place the black, NON-SCRATCH pad on the head of the URT Tool and then dip into the McD Hi-temp Grill Cleaner.

NOTE: Do NOT use anything abrasive because they will scratch the platens, which could cause bun sticking.

5. While wearing heat-resistant gloves, lightly spread the McD Hi-Temp Grill Cleaner on each section of the platen, both club platens and the compression plates. DO NOT SCRUB WHILE APPLYING THE CLEANER.



6. After waiting 2 minutes, remove the cleaning pad and then fold a clean, sanitized-soaked towel in half and in half again.

7. Slowly wipe the platens and the compression walls with the clean, sanitizer-soaked towel on the URT Tool to remove cleaner. Insert the brush at the chamber's top and wipe the platen using an up and down motion. Be sure to clean each section of the platen and both sides of the club platens.



8. Wipe the release gates and BBLZ with another clean, sanitizer-soaked towel to remove all cleaner, build-up or crumbs.
9. Reconnect power to the unit and repeat the cleaning process with the other toasting chamber.